




# TRADE PRICELIST SECTION 2: LOCKS AND FITTINGS



## Portico Products


Lath Lane  
Smethwick  
West Midlands  
B66 1EA

telephone: 0121 553 7222

fax: 0121 553 3577

email: [sales@porticoproducts.com](mailto:sales@porticoproducts.com)

website: [www.porticoproducts.com](http://www.porticoproducts.com)




### NOTES:

- All prices are nett GBP ex works plus carriage\* plus VAT
- All orders are subject to our standard terms & conditions as laid out in our TRADE PRICELIST SECTION 10 and available on request
- If you can't see the item you want, please call our sales department - as well as stocked items we have access to a huge range of products bought in to order
- Quantity discounts refer to the Unit of Sale for that item - eg: the 5+ price for an item priced in 1000s means that to buy at that price you would need to buy 5000+ pcs, the 10+ price for an item priced per metre means that to buy at that price you would need to buy 10+ mtrs
- Quantity discounts are awarded on an order by order basis, however some may be available for call-off orders - please ask our sales team for details

\*carriage and packing as laid out in our TRADE PRICELIST SECTION 10

## BOTTOM RAIL & LATH LOCKS

	KEY TO PHOTO	THROW	CASE	1+	5+	10+
CLOCK2229	1 Espagnolet	2x20	155x42	7.89	7.37	7.09/ea
FF1000	2 Bottom rail	2x25	155x55	4.25	4.10	3.94/ea
FF2000	3 Slimline	2x28	200x30	9.95	9.58	9.21/ea
FF11220	4 Lateral	1x25	155x55	16.66	16.05	15.44/pr
BSR	5 Royal	2x25	165x35	2.99	2.75	2.49/ea
CLOCK3227	6 Ultra-Slimline	2x33	215x30	9.35	9.01	8.66/ea
CLOCK3227-FP	7 Faceplate for 3227			2.04	1.97	1.89/ea
BAR20	20x6mm x 3m steel bar			4.42	4.26	4.10/len
BAR20AL	19x3mm x 5m aluminium bar			5.95	5.73	5.51/len
SADDLE3/4	Saddle for BAR20 or BAR20L			0.34	0.33	0.32/ea



## PINLOCKS

				2+	10+	20+
PINOB	Oval Brass cylinder			2.84	2.74	2.63/ea
PINOHOUSEC	Cone housing			2.21	2.13	2.05/ea
PINOCONEB	PINOB + PINOHOUSEC Complete			5.05	4.87	4.68/ea
PINO	Oval Chrome cylinder			7.11	6.85	6.58/ea
PINOHOUSE	Cast & plated diamond housing			4.05	3.90	3.75/ea
PINOLOCK	PINO + PINOHOUSE Complete			8.28	7.98	7.67/ea
PINSO	Oval Brass cylinder			4.27	4.11	3.95/ea
PINSOHOUSE	Machined Cone housing			6.87	6.62	6.36/ea
PINSON	PINSO + PINSOHOUSE Complete			11.14	10.73	10.32/ea
PIN	Round Chrome cylinder			7.57	7.29	7.01/ea
PINHOUSE	Cast & plated diamond housing			4.05	3.90	3.75/ea
PINLOCK	PIN + PINHOUSE Complete			9.72	9.37	9.01/ea
PINHOP	Round Chrome cylinder			5.95	5.73	5.51/ea
PINHOPH	Cast & plated diamond housing			2.04	1.97	1.89/ea
PINHOPLOCK	PIN + PINHOUSE Complete			7.14	6.88	6.62/ea
PINTES	Tessi Oval Chrome cylinder			8.84	8.52	8.19/ea
PINTESH	Cast & plated diamond housing			3.40	3.28	3.15/ea
PINTESLOCK	PINTES + PINTESH Complete			12.24	11.79	11.34/ea
PADPIN	Cast Padlockable Pad-pin			2.55	2.46	2.36/ea



## GROUNDLOCKS

				1+	5+	10+
PAD73	73mm Armoured Padlock			16.05	15.75	15.44/ea
PAD73-R	Random Keyed version			16.05	15.75	15.44/ea
GROUND70	70mm Ground unit			15.56	15.25	14.96/ea
PADTES	91mm Armoured Padlock			13.92	13.72	13.39/ea
PADTES-R	Random Keyed version			13.92	13.72	13.39/ea
PAD93	93mm Armoured Padlock			23.51	23.10	22.60/ea
GROUND90	90mm Ground unit			15.56	15.27	14.96/ea



FOR BOTH PINLOCK AND PADLOCK ELECTRICAL INTERLOCK ISOLATORS SEE TRADE PRICELIST SECTION 1: ELECTRICAL / ELECTRONIC PARTS

**NOTE! ADDITIONAL DISCOUNTS ARE AVAILABLE FOR LARGER QUANTITIES**



### ENDLOCKS

		1+	500+	1000+
EL3S	3" Curved Pressed Steel	0.29	0.28	0.27/pr
EL3SZ	3" Curved Pressed Steel, ZINC PLATED	0.34	0.33	0.32/pr
EL3P	3" Curved Plastic BLACK	0.18	0.17	0.16/pr
EL3MI	3" Curved Cast	0.74	0.72	0.71/pr
EL2S	2" Flat Pressed Steel	0.21	0.20	0.19/ea
EL2P	2" Flat Plastic BLACK	0.11	0.10	0.09/ea
WIND	3" Curved Windlock PLAIN	0.95	0.92	0.88/ea
BOT	Bottom Rail Endlock Plastic BLACK	0.31	0.30	0.28/ea
EL89	89mm Plastic (for flat alum. lath)	0.62	0.59	0.55/ea
EL4P	4" Plastic (for 4" insulated steel lath)	0.60	0.57	0.55/ea



### BOLTS

		1+	5+	10+
SNAPCUT	Spring-loaded snap bolt white cut-key	12.75	12.29	11.81/ea
BOLTRECT	Steel padlockable rectangular shootbolt	4.27	4.11	3.95/ea
BOLTTHD	Heavy Duty " " "	9.89	9.53	9.17/ea



### HINGES, HANDLES

		1+	10+	20+
WHINGE80	80mm Welding Hinge for Wicket Doors	1.43	1.38	1.32/ea
WHINGE120	120mm Welding Hinge " " "	2.69	2.59	2.49/ea
WHINGE180	180mm Welding Hinge " " "	7.65	7.37	7.09/ea
WHINGE80F	80mm Welding Hinge (flag type)	5.70	5.49	5.28/ea
WHINGE120F	120mm Welding Hinge " "	9.52	9.17	8.82/ea
HANDLE	Fold-down 'D' Handle	1.45	1.39	1.34/ea
LIFT89	89mm Aluminium Flush Lift	1.39	1.34	1.29/ea
LIFTCAST	Cast Curved Plated Flush Lift for 3" lath	7.00	6.75	6.49/ea





### POLES & HOOKS

		1+	10+	20+
HOOKAL	Single Alum. Polehook (23mm socket)	1.53	1.47	1.42/ea
HOOKMIS	Single cast Polehook (23mm socket)	1.00	0.97	0.93/ea
POLE	Wooden Pole 23mm dia x 1.2m length	1.29	1.24	1.20/ea

## RUBBER SEALS

		LENGTH	1+	5+	10+
<b>SEALCLIP</b>	<b>Clip-on Rubber Seal for T bottom rails</b>	6m	36.72	33.90	31.50/len
		25m	153	142	131
<b>NEO</b>	<b>75 x 25 Neoprene self-adhesive foam</b>	1.9m	12.95	12.47	11.99/len




## BRUSH STRIPS

		LENGTHS	1+	10+	20+
<b>BRUSHFS1/12</b>	12mm brush on 15mm carrier	2,2.5,3	3.66	3.52	3.39/mtr
<b>BRUSHFS2/20</b>	20mm brush on 18mm carrier	2,2.5,3	4.66	4.49	4.32/mtr
<b>BRUSHFS3/40</b>	40mm brush on 22mm carrier	2,2.5,3	8.60	8.05	7.64/mtr
<b>BRUSHFS4/50</b>	50mm brush on 27mm carrier	2,2.5,3	12.67	12.20	11.73/mtr
<b>BRUSHFS4/80</b>	80mm brush on 27mm carrier	2,2.5,3	21.08	20.31	19.53/mtr
<b>BRUSHFS5/102</b>	102mm brush on 33mm carrier	2,2.5,3	18.81	18.39	18.00/mtr
<b>BRUSHFS5/150</b>	150mm brush on 33mm carrier	2,2.5,3	28.19	27.16	26.11/mtr
<b>BRUSHFS6/210</b>	210mm brush on 68mm carrier	2,2.5,3	47.24	45.52	43.77/mtr

Other sizes of brushstrips are available

Carriers can be straight 180deg ('h') type, 90deg, or 135deg (45deg) - please specify when



## DRIVEWAY AND SHOPFRONT PARKING SECURITY

		1+	2+	5+
<b>POSTRAM3</b>	<b>Anti-Ram Post (pinlock type) (80x80 x 800mm high above ground, x250mm below ground)</b>	134	129	124/ea

